

FAIRFIELD

Wall-Mounted Lavatory Trim

3-1003

Features

- Solid brass construction
- 7.25" (18.4 cm) spout reach (wall-to-center)
- 1/2" NPT spout inlet fitting
- Rough valve incorporates a brass valve body assembly
- Rough valve incorporates quarter-turn washerless ceramic disc valve cartridges
- Intended for use with Newport Brass rough valve as specified (Required Accessory)
- ADA Compliant
- 1.2 GPM (4.5 LPM) Max

Codes / Standards Compliance

Meets or exceeds the following at date of manufacture:

- ASME A112.18.1/CSA B125.1-18
- IAMPO/cUPC
- NSF/ANSI 61, SECTION 9
- NSF/ANSI 372
- IPC
- ADA & ICC/ANSI A117.1
- Energy Policy Act of 1992
- EPA WaterSense
- California Energy Commission
- All applicable US Federal and State material regulations

Colors / Finishes

- 10B: Oil Rubbed Bronze
- 15: Polished Nickel
- 15S: Satin Nickel - PVD
- 26: Polished Chrome
- Other: Refer to the Newport Brass catalog for additional color/finish options.



Specified Model

Model	Description	Colors Finishes				
3-1003	Wall-Mounted Tub Trim	<input type="checkbox"/> 10B	<input type="checkbox"/> 15	<input type="checkbox"/> 15S	<input type="checkbox"/> 26	<input type="checkbox"/> Other

Required Accessory

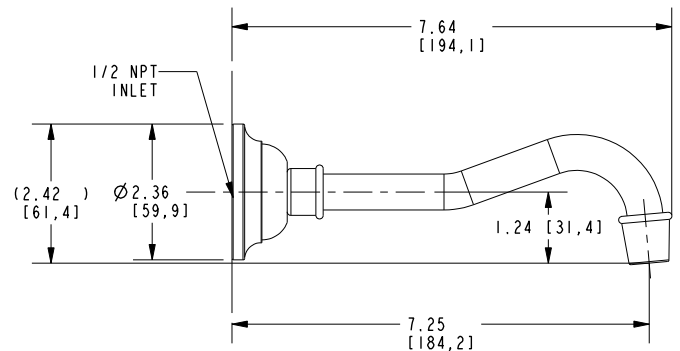
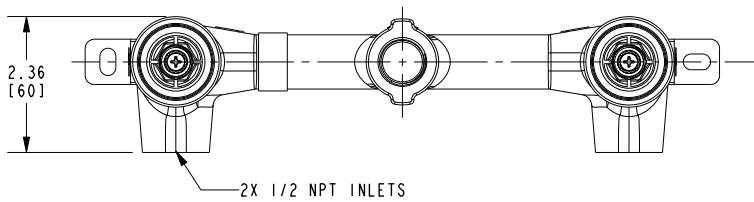
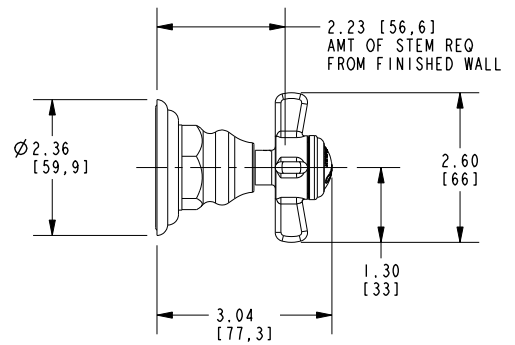
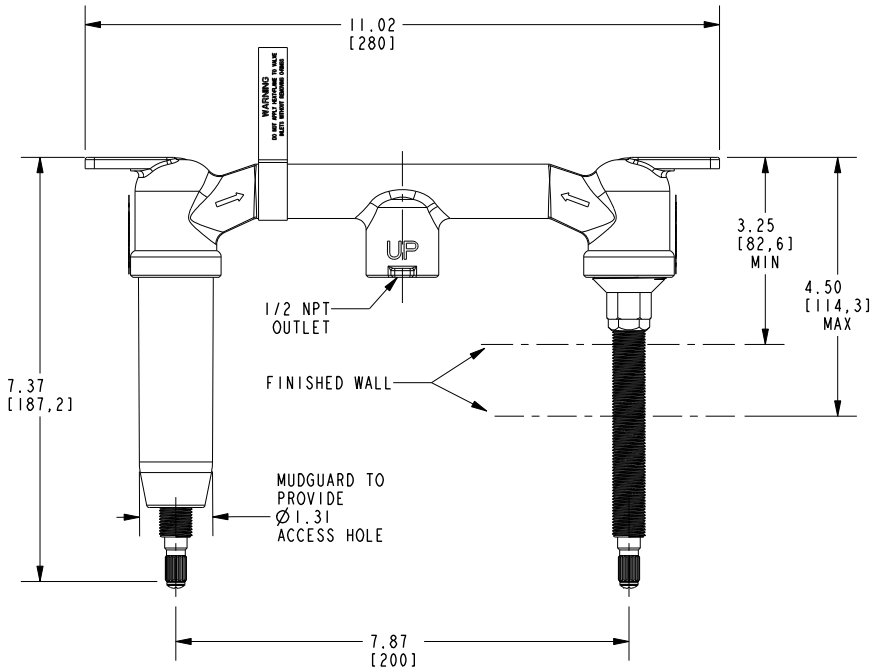
Application	Wall Lavatory Rough Valve
Description	2-Cartridge Assembly
Inlet/Outlet Size	1/2"
Part Number	1-532U
Image	

Product Specification Add "Color / Finish" suffix to Model number, below.

The Wall-Mounted Lavatory Faucet shall be made of solid brass construction. Wall-Mounted Lavatory Faucet shall incorporate cross handles and a 7.25" (18.4 cm) spout (wall-to-center) that incorporates a 1/2" NPT inlet fitting. Rough valve shall incorporate a brass valve body assembly and quarter-turn washerless ceramic disc valve cartridges. Wall-Mounted Lavatory Faucet shall be Newport Brass Model 3-1003/_____ and Newport Brass rough valve shall be 1-532U.

3-1003

Product dimensions are provided for reference only. For specific product installation guidelines, please reference the installation instructions of the product being installed.



Fairfield Wall-Mounted Lavatory Trim 3-1003