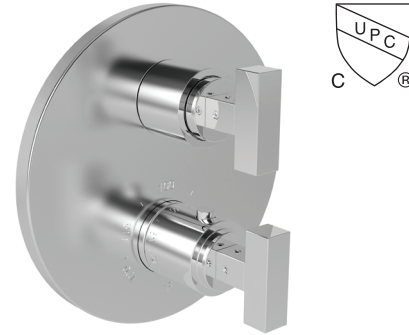


Features

- Solid brass construction
- Temperature-adjust handle for thermostatic valve
- Lever handle assembly for control valve
- Intergrated volume control diverter for directed, variable water flow
- Maximum temperature override button
- Intended for use with Newport Brass Luxtherm® 1/2"rough valve(s) as specified (Required Accessory)

Thermostatic Shower System Trim
3-2023TR



Colors / Finishes

- 10B: Oil Rubbed Bronze
- 15: Polished Nickel
- 15S: Satin Nickel - PVD
- 26: Polished Chrome
- Other: Refer to the Newport Brass catalog for additional color/finish options.

Codes / Standards Compliance

Meets or exceeds the following at date of manufacture:

- ASME A112.18.1/CSA B125.1
- IAPMO/cUPC
- IPC
- All applicable US Federal and State material regulations

Specified Model

Model	Description	Colors Finishes				
3-2023TR	Thermostatic Shower System Trim	<input type="checkbox"/> 10B	<input type="checkbox"/> 15	<input type="checkbox"/> 15S	<input type="checkbox"/> 26	<input type="checkbox"/> Other

Required Accessory

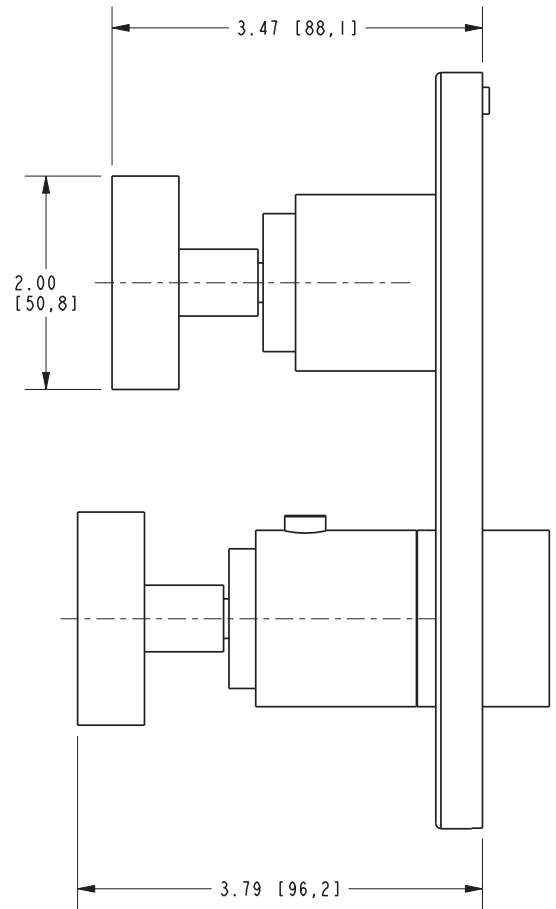
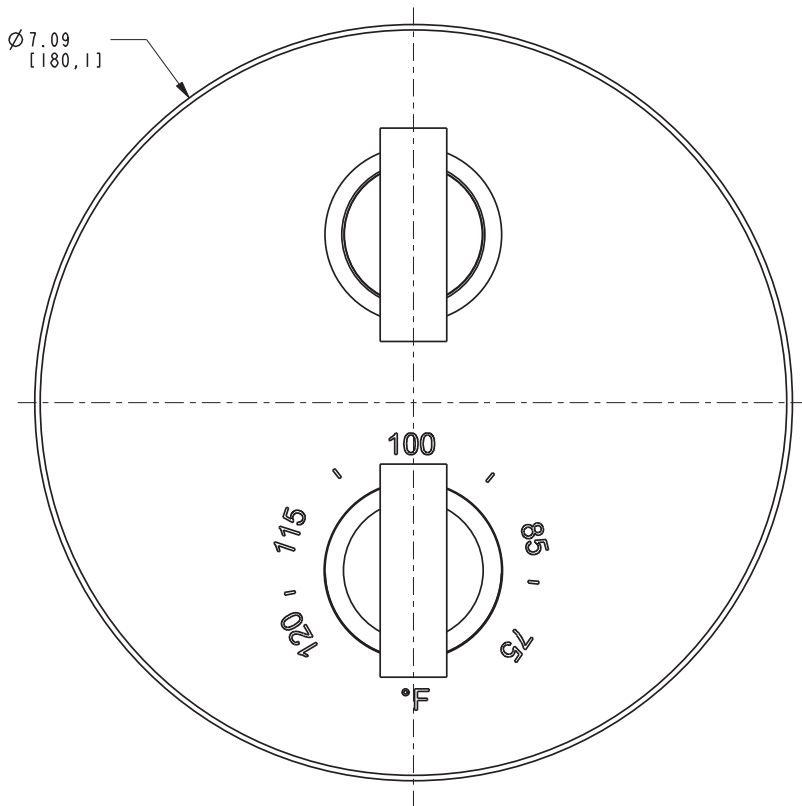
Application	Shower System Valve (Choose One)					[Optional]
Description	Thermostatic with Single Flow Control	Thermostatic with 2- Way Flow Control	Thermostatic with 3- Way Flow Control	Thermostatic with 3- Way Calgreen Flow Control	2- Way Flow Control with Share Function on Ports 1 & 2	[Optional Valve Trim Extension Kit]
Inlet/Outlet Size	1/2"	1/2"	1/2"	1/2"	1/2"	1/2"
Part Number	<input type="checkbox"/> 1-741	<input type="checkbox"/> 1-742	<input type="checkbox"/> 1-743	<input type="checkbox"/> 1-744	<input type="checkbox"/> 1-745	<input type="checkbox"/> 20-146
Image						

Product Specification: Add size designator and "Color / Finish" suffix to Model number, below.

The Thermostatic Shower System Trim shall be made of solid brass construction. Thermostatic Shower System Trim shall include a faceplate, diverter, and temperature-adjust handles. Shower System Control Valve Trim(s) (Escutcheon/Handles) shall be ADA compliant when used with specified Shower System Control Valve(s). Thermostatic Shower System Trim shall be Newport Brass Model 3-2023TR/____ and Thermostatic Shower System Valve shall be Newport Brass Model 1-74___. [Optional Extension Kit for 1/2" Thermostatic Shower System Valve Trim shall be Newport Brass Model 20-146/ ____].

3-2023TR

PRODUCT DIMENSIONS (Units are in inches)



Cube 2 Thermostatic Shower System Trim 3-2023TR