

**Features**

- Solid brass construction
- Temperature-adjust handle for thermostatic valve
- Cross handle assembly for control valve
- Intergrated volume control diverter for directed,variable water flow
- Maximum temperature override button
- Intended for use with Newport Brass Luxtherm® 1/2"rough valve(s) as specified (Required Accessory)


**Codes / Standards Compliance**

Meets or exceeds the following at date of manufacture:

- ASME A112.18.1/CSA B125.1
- IAPMO/cUPC
- IPC
- All applicable US Federal and State material regulations

**Thermostatic Shower System Trim**

**3-923TS**



**Colors / Finishes**

- 10B: Oil Rubbed Bronze
- 15: Polished Nickel
- 15S: Satin Nickel - PVD
- 26: Polished Chrome
- Other: Refer to the Newport Brass catalog for additional color/finish options.

**Specified Model**

Model	Description	Colors   Finishes				
3-923TS	Thermostatic Shower System Trim	<input type="checkbox"/> 10B	<input type="checkbox"/> 15	<input type="checkbox"/> 15S	<input type="checkbox"/> 26	<input type="checkbox"/> Other

**Required Accessory**

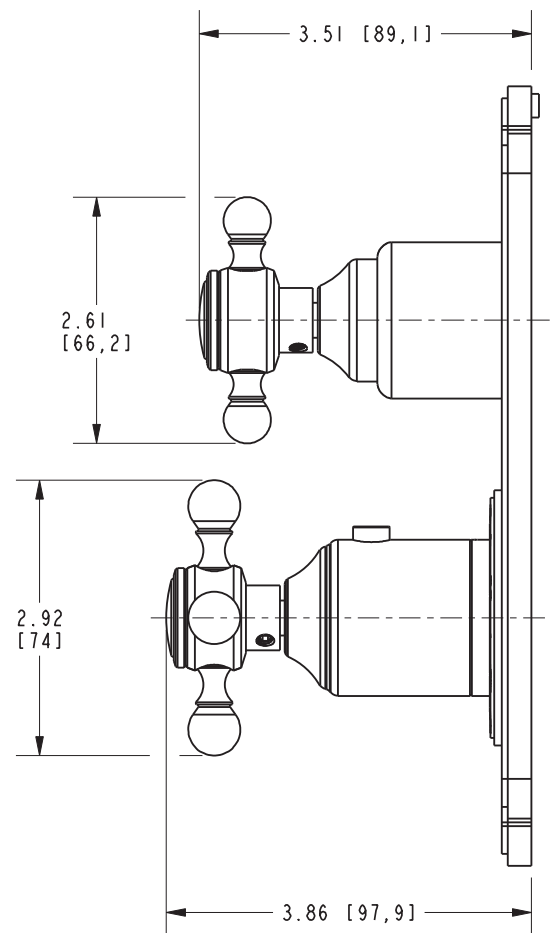
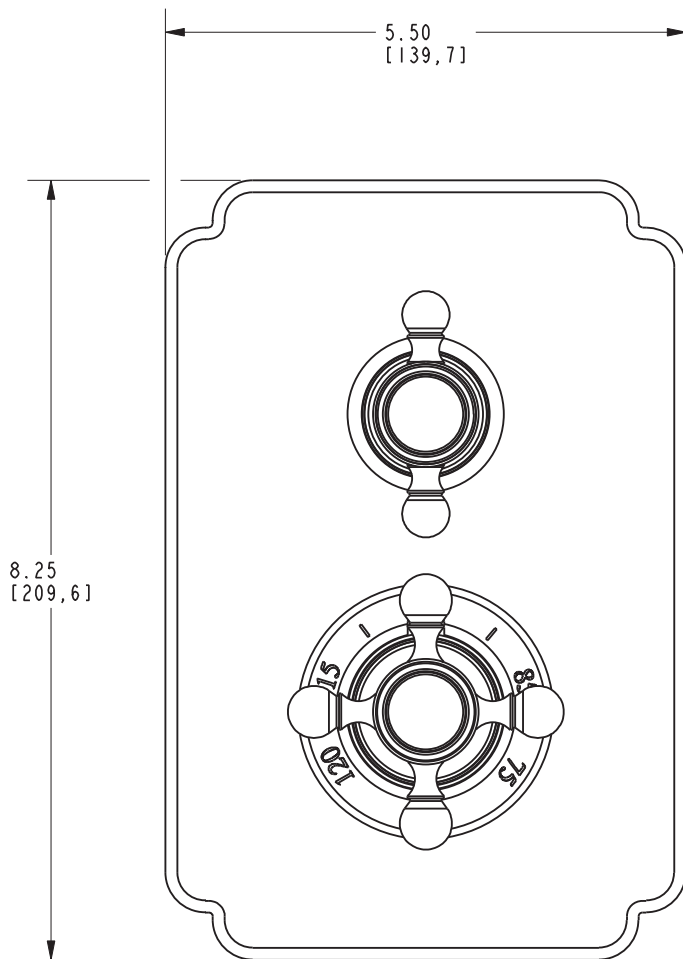
Application	Shower System Valve (Choose One)					[Optional]
Description	Thermostatic with Single Flow Control	Thermostatic with 2- Way Flow Control	Thermostatic with 3- Way Flow Control	Thermostatic with 3- Way Calgreen Flow Control	2- Way Flow Control with Share Function on Ports 1 & 2	[Optional Valve Trim Extension Kit]
Inlet/Outlet Size	1/2"	1/2"	1/2"	1/2"	1/2"	1/2"
Part Number	<input type="checkbox"/> 1-741	<input type="checkbox"/> 1-742	<input type="checkbox"/> 1-743	<input type="checkbox"/> 1-744	<input type="checkbox"/> 1-745	<input type="checkbox"/> 20-146
Image						

**Product Specification:** Add size designator and "Color / Finish" suffix to Model number, below.

The Thermostatic Shower System Trim shall be made of solid brass construction. Thermostatic Shower System Trim shall include a faceplate, diverter, and temperature-adjust handles. Shower System Control Valve Trim(s) (Escutcheon/Handles) shall be ADA compliant when used with specified Shower System Control Valve(s). Thermostatic Shower System Trim shall be Newport Brass Model 3-923TS/\_\_\_\_ and Thermostatic Shower System Valve shall be Newport Brass Model 1-74\_\_\_. [Optional Extension Kit for 1/2" Thermostatic Shower System Valve Trim shall be Newport Brass Model 20-146/ \_\_\_\_].

# 3-923TS

## PRODUCT DIMENSIONS *(Units are in inches)*



### Alveston Thermostatic Shower System Trim 3-923TS